



For billing and service inquiries
1-800-990-7788
www.sce.com

Your electricity bill

LEGENDARY EAST PASADENA LLC / Page 1 of 22

Customer Account
700058008569

Date bill prepared
04/29/21

Amount due \$309.11
Due by 05/19/21

6405 RANDOLPH ST
COMMERCE, CA 90040-3511

Your account summary

Balance as of 04/01/2021	\$321.70
Payment Received 04/20/21	-\$321.70
Balance forward	\$0.00
Your new charges	\$309.11
Total amount you owe by 05/19/21	\$309.11

Summary of your billing detail

Service account	Service address	Billing period	Your rate	New charges
8001815190	408 S ROSEMEAD BLVD STE 201 PASADENA, CA	03/04/21 to 04/01/21	TOU-GS-1-E (SCE)	\$14.81
8001817299	408 S ROSEMEAD BLVD STE 202 PASADENA, CA	03/04/21 to 04/01/21	TOU-GS-1-E (SCE)	\$16.85
8001773753	408 S ROSEMEAD BLVD PASADENA, CA	03/08/21 to 04/05/21	TOU-GS-1-E (SCE)	\$22.89
8001793403	408 S ROSEMEAD BLVD PASADENA, CA	03/08/21 to 04/05/21	TOU-GS-1-E (SCE)	\$104.51
8002235927	380 S ROSEMEAD BLVD PASADENA, CA	03/23/21 to 04/22/21	TOU-GS-1-E (SCE)	\$76.09
8001815190	408 S ROSEMEAD BLVD STE 201 PASADENA, CA	03/04/21 to 04/01/21	TOU-GS-1-E	\$0.44

(Continued on next page)

Please return the payment stub below with your payment and make your check payable to Southern California Edison.
If you want to pay in person, call 1-800-747-8908 for locations, or you can pay online at www.sce.com.

(14-574) Tear here

Tear here



Customer account 700058008569
Please write this number on the memo line of your check. Make your check payable to Southern California Edison.

Amount due by 05/19/21 **\$309.11**

Amount enclosed \$

STMT 04292021 P1

LEGENDARY EAST PASADENA LLC
6405 RANDOLPH ST
COMMERCE CA 90040-3511

P.O. BOX 300
ROSEMEAD, CA 91772-0002

700058008569 0000777 000000000000030911000030911

Ways to contact us

Customer service numbers	<i>Relay calls accepted</i>
General Services (U.S. & Canada)	1-800-655-4555
Payments, Extensions or Payment Options	1-800-950-2356
Emergency Services & Outages	1-800-611-1911
California Alternate Rates for Energy (CARE)	1-800-447-6620
Energy Theft Hotline	1-800-227-3901
Hearing & Speech Impaired (TTY)	1-800-352-8580

Request a large print bill 1-800-655-4555

Multicultural services	
Cambodian / ភ្នំ	1-800-843-1309
Chinese / 中文	1-800-843-8343
Korean / 한국어	1-800-628-3061
Vietnamese / Tiếng Việt	1-800-327-3031
Spanish / Español	1-800-441-2233

Correspondence:
 Southern California Edison
 P.O. Box 6400
 Rancho Cucamonga, CA
 91729-6400
 www.sce.com

Important information

What are my options for paying my bill?

On-line	Pay one-time or recurring on www.sce.com/bill
Mail-in	Check or Money order
In Person	Authorized payment locations 1-800-747-8908
Phone	QuickCheck 1-800-950-2356
	Debit & credit card * 1-800-254-4123
	*Residential customers only

Electronic check processing

Your check payment will be processed as a one-time Electronic Fund Transfer (EFT). With EFTs, funds may be withdrawn from your account the day we receive your payment. Your check will not be returned, but will appear on your financial statement.

Rates and applicable rules: Available at www.sce.com or upon request.

Past due bills

When is my bill past due? It is past due 19 days after the preparation date, which was 04/29/21.

- Reconnecting service that has been disconnected requires a Service Connection payment.
- Unable to pay: If payment arrangements were not extended to you by SCE pursuant to SCE's filed tariffs, you may contact the California Public Utilities Commission.
- For safety reasons, if service is disconnected, please ensure any sensitive or potentially hazardous equipment is unplugged on the day of reconnection. For additional home safety tips, visit www.sce.com/safety or call SCE at 1-800-655-4555.

What is the Late Payment Charge (LPC)?

0.7% will be applied to the total unpaid balance if payment is not received by the due date on this bill (except for CARE and state agency accounts).

What is a rotating outage?

Rotating outages are controlled electrical outages used to avoid widespread or uncontrolled blackouts. Your Rotating Outage Group number is located on page 1, upper left, of your SCE bill. Your rotating outage group number may change at any time. For more information, visit www.sce.com/rotating outage.

Disputed bills

If you believe there is an error on your bill or have a question about your service, please call **Southern California Edison (SCE)** customer support at **1-800-655-4555**. If you are not satisfied with SCE's response, submit a complaint to the California Public Utilities Commission (CPUC) at www.cpuc.ca.gov/complaints/. The CPUC's Consumer Affairs Branch (CAB) handles billing and service complaints and can be reached by:

Telephone 1-800-649-7570 (8:30 AM - 4:30 PM, Monday - Friday)
 Mail CPUC, Consumer Affairs Branch, 505 Van Ness Ave., Room 2003, San Francisco, CA 94102

If you have limitations hearing or speaking, contact the California Relay Service, which is for those needing assistance relaying telephone conversations. Dial 711 or one of the numbers below to be routed to a California Relay Service provider in your preferred mode of communication.

Type of Call	English	Spanish
TTY/VCO/HCO to Voice	1-800-735-2929	1-800-855-3000
Voice to TTY/VCO/HCO	1-800-735-2922	1-800-855-3000
Speech-to-Speech Relay	1-800-854-7784	1-800-854-7784

To avoid having service turned off while waiting for the outcome of a complaint to the CPUC regarding the accuracy of your bill, contact CAB for assistance. If your case meets the eligibility criteria, CAB will instruct you on how to mail a check or money order to be impounded pending resolution of your case. You must continue to pay your current charges while your complaint is reviewed to keep your service turned on.

Definitions

- **Baseline Credit:** The baseline credit provides reduced electricity rates on electricity used up to the baseline allocation for the region that you live in.
- **CA Climate Credit:** Credit from state effort to fight climate change. Applied monthly to eligible businesses and semi-annually to residents.
- **DWR Bond Charge:** Bonds issued by the Department of Water Resources (DWR) to cover the cost of buying power during the energy crisis are being repaid through this charge.
- **Public Purpose Programs Charge:** Funds state-mandated programs for low income discounts, energy efficiency, renewable energy and R&D.
- **SCE Generation:** For recovering energy procurement and generation costs for that portion of your energy provided by SCE.

To change your contact information or enroll in SCE's payment option, complete the form below and return it in the enclosed envelope.

Change of mailing address: 700058008569

STREET#	STREET NAME	APARTMENT #
CITY	STATE	ZIP CODE
TELEPHONE #	E-MAIL ADDRESS	

Direct Payment (Automatic Debit) Enrollment: 700058008569

I hereby authorize SCE and my financial institution to automatically deduct my monthly payment from the checking account as shown on my enclosed check, ten calendar days after my bill is mailed.

Signature _____ Date _____

To change your checking account information or to be removed from the Direct Payment program please call SCE at 1-800-655-4555.

Energy Assistance Fund (EAF): I want to help people pay their energy bill through EAF. For info visit www.sce.com/eaf or call (800) 205-8596.

Add this amount for EAF \$ _____
 Every Month One Month only

Select one box only and sign below for EAF: _____

Summary of your billing detail (continued)

Service account	Service address	Billing period	Your rate	New charges
8001817299	408 S ROSEMEAD BLVD STE 202 PASADENA, CA	03/04/21 to 04/01/21	TOU-GS-1-E	\$1.39
8001773753	408 S ROSEMEAD BLVD PASADENA, CA	03/08/21 to 04/05/21	TOU-GS-1-E	\$4.33
8001793403	408 S ROSEMEAD BLVD PASADENA, CA	03/08/21 to 04/05/21	TOU-GS-1-E	\$36.42
8002235927	380 S ROSEMEAD BLVD PASADENA, CA	03/23/21 to 04/22/21	TOU-GS-1-E	\$31.38
				\$309.11

Things you should know

Changes to DWR Bond Charge on your bill

As of October 1, 2020, the DWR Bond Charge is being collected to support California's Wildfire Fund. This charge is no longer being used to repay bonds issued by the California Department of Water Resources (DWR) to cover the costs of buying power during the 2001-02 energy crisis. For more information on this change, please visit www.sce.com/understandyourbill.

Service account 8001815190
Service address 408 S ROSEMEAD BLVD STE 201
 PASADENA, CA 91107

DELIVERY
SOUTHERN CALIFORNIA EDISON
 delivers your electricity

Rotating outage Group A047

Your cost varies by time of day



Winter cost periods (Oct 01-May 31)

	Weekdays	Weekends & Holidays
Mid peak	4pm - 9pm	4pm - 9pm
Off peak	12am - 8am	12am - 8am
	9pm - 12am	9pm - 12am
Super off peak	8am - 4pm	8am - 4pm



Usage



Avg. cost



Total cost

Mid peak		2 kWh	x	\$0.14000	=	\$0.28	
Off peak		3 kWh	x	\$0.09333	=	\$0.28	
Super off peak		2 kWh	x	\$0.08500	=	\$0.17	
		7 kWh				\$0.73	Energy Charges

Costs are rounded and include delivery and generation charges only. During season or price changes, averages are used. To view all charges and credits and to calculate your bill, refer to **Details of your new charges**.

\$14.08 Other credits/charges
\$14.81 Total

Winter season demand (kW)

<p>Your maximum threshold demand is 20 kW</p> <p>If you exceed 20 kW three months within a 12-month period, you will be transferred to the TOU-GS-2 rate schedule.</p>	<p>Maximum Winter demand reached by price period :</p> <p>Mid Peak 0 kW</p> <p>Off peak 0 kW</p> <p>Super off peak 0 kW</p>
--	---

To view your demand charges, please refer to the **Details of your new charges** .

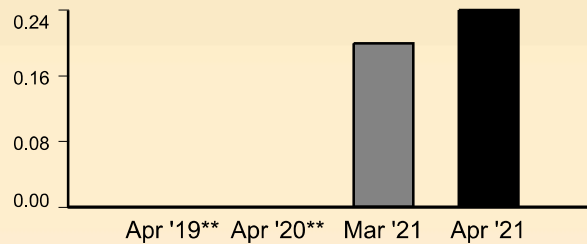
Your past and current electricity usage

For meter 222011-001435 from 03/04/21 to 04/01/21
Total electricity you used this month in kWh

7

Your next billing cycle will end on or about 05/02/21.

Your daily average electricity usage (kWh)



* Irregular billing period

** No data available

Usage comparison

	Apr '19 **	Apr '20 **	May '20 **	Jun '20 **	Jul '20 **	Aug '20 **	Sep '20 **	Oct '20 **	Nov '20 **	Dec '20 **	Jan '21 **	Feb '21 *	Mar '21	Apr '21
Total kWh used												2	6	7
Number of days												11	30	29
Appx. average kWh used/day												0	0	0

Details of your new charges

Your rate: TOU-GS-1-E (SCE)

Billing period: 03/04/21 to 04/01/21 (29 days)

Delivery charges - Cost to deliver your electricity

Energy-Winter

Mid peak	2 kWh x \$0.14152	\$0.28
Off peak	3 kWh x \$0.09382	\$0.28
Super off peak	2 kWh x \$0.08667	\$0.17
Customer charge	29 days x \$0.45700	\$13.25
CA Climate Credit	7 kWh x -\$0.00316	-\$0.02

CCA cost responsibility surcharge

PCIA	7 kWh x \$0.02264	\$0.16
DWR bond charge	7 kWh x \$0.00580	\$0.04

Other charges or credits

Generation Municipal Surcharge		\$0.01
--------------------------------	--	--------

Subtotal of your new charges \$14.17

Los Angeles Co UUT \$14.17 x 4.50000% \$0.64

Your new charges \$14.81

Your Delivery charges include:

- \$0.11 transmission charges
- \$13.68 distribution charges
- \$0.08 public purpose programs charge
- \$0.07 new system generation charge

Your overall energy charges include:

- \$0.13 franchise fees

Additional information:

- Service voltage: 240 volts
- Generation Municipal Surcharge (GMS) factor: 0.009144
- 2017 Vintage CRS

Things you should know

You Received a California Climate Credit

California is fighting climate change and so can you! Your bill includes a Climate Credit from a state program to cut carbon pollution while also reducing your energy costs. Find out how at EnergyUpgradeCA.org/credit.

Service account 8001817299
Service address 408 S ROSEMEAD BLVD STE 202
 PASADENA, CA 91107
Rotating outage Group A047

DELIVERY
 SOUTHERN CALIFORNIA EDISON
 delivers your electricity

Your cost varies by time of day



Winter cost periods (Oct 01-May 31)

	Weekdays	Weekends & Holidays
Mid peak	4pm - 9pm	4pm - 9pm
Off peak	12am - 8am 9pm - 12am	12am - 8am
Super off peak	8am - 4pm	8am - 4pm



Usage



Avg. cost

Mid peak	3 kWh	x	\$0.14000	=
Off peak	16 kWh	x	\$0.09375	=
Super off peak	4 kWh	x	\$0.08750	=
23 kWh				



Total cost

Mid peak	\$0.42	
Off peak	\$1.50	
Super off peak	\$0.35	
	\$2.27	Energy Charges
	\$14.58	Other credits/charges
	\$16.85	Total

Costs are rounded and include delivery and generation charges only. During season or price changes, averages are used. To view all charges and credits and to calculate your bill, refer to **Details of your new charges**.

Winter season demand (kW)

Your maximum threshold demand is 20 kW

If you exceed 20 kW three months within a 12-month period, you will be transferred to the TOU-GS-2 rate schedule.

Maximum Winter demand reached by price period :

Mid Peak	0 kW
Off peak	0 kW
Super off peak	0 kW

To view your demand charges, please refer to the **Details of your new charges**.


Your past and current electricity usage

For meter 222010-529377 from 03/04/21 to 04/01/21
Total electricity you used this month in kWh

23

Your next billing cycle will end on or about 05/02/21.

Your daily average electricity usage (kWh)



* Irregular billing period
 ** No data available

Usage comparison

	Apr '19	Apr '20	May '20	Jun '20	Jul '20	Aug '20	Sep '20	Oct '20	Nov '20	Dec '20	Jan '21	Feb '21	Mar '21	Apr '21
	**	**	**	**	**	**	**	**	**	**	**	*		
Total kWh used												10	24	23
Number of days												11	30	29
Appx. average kWh used/day												0	0	0

Details of your new charges

Your rate: TOU-GS-1-E (SCE)
 Billing period: 03/04/21 to 04/01/21 (29 days)

Delivery charges - Cost to deliver your electricity

Energy-Winter		
Mid peak	3 kWh x \$0.14152	\$0.42
Off peak	16 kWh x \$0.09382	\$1.50
Super off peak	4 kWh x \$0.08667	\$0.35
Customer charge	29 days x \$0.45700	\$13.25
CA Climate Credit	23 kWh x -\$0.00316	-\$0.07

CCA cost responsibility surcharge

PCIA	23 kWh x \$0.02264	\$0.52
DWR bond charge	23 kWh x \$0.00580	\$0.13

Other charges or credits

Generation Municipal Surcharge		\$0.02
--------------------------------	--	--------

Subtotal of your new charges		\$16.12
Los Angeles Co UUT	\$16.12 x 4.50000%	\$0.73
Your new charges		\$16.85

Your Delivery charges include:

- \$0.41 transmission charges
- \$14.47 distribution charges
- -\$0.02 nuclear decommissioning charges
- \$0.32 public purpose programs charge
- \$0.25 new system generation charge

Your overall energy charges include:

- \$0.15 franchise fees

Additional information:

- Service voltage: 240 volts
- Generation Municipal Surcharge (GMS) factor: 0.009144
- 2017 Vintage CRS

Things you should know

You Received a California Climate Credit

California is fighting climate change and so can you! Your bill includes a Climate Credit from a state program to cut carbon pollution while also reducing your energy costs. Find out how at EnergyUpgradeCA.org/credit.

Service account 8001773753
Service address 408 S ROSEMEAD BLVD
 PASADENA, CA 91107
Rotating outage Group A047

DELIVERY
 SOUTHERN CALIFORNIA EDISON
 delivers your electricity

Your cost varies by time of day



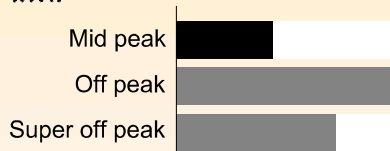
Winter cost periods (Oct 01-May 31)

	Weekdays	Weekends & Holidays
Mid peak	4pm - 9pm	4pm - 9pm
Off peak	12am - 8am 9pm - 12am	12am - 8am
Super off peak	8am - 4pm	8am - 4pm



Usage

kWh



Avg. cost

Mid peak	14 kWh	x	\$0.14143	=
Off peak	31 kWh	x	\$0.09387	=
Super off peak	23 kWh	x	\$0.08652	=
Total	68 kWh			



Total cost

Mid peak	\$1.98	
Off peak	\$2.91	
Super off peak	\$1.99	
Energy Charges	\$6.88	
Other credits/charges	\$16.01	
Total	\$22.89	

Costs are rounded and include delivery and generation charges only. During season or price changes, averages are used. To view all charges and credits and to calculate your bill, refer to **Details of your new charges**.

Winter season demand (kW)

Your maximum demand reached this billing period is 1 kW
 Your maximum threshold demand is 20 kW

If you exceed 20 kW three months within a 12-month period, you will be transferred to the TOU-GS-2 rate schedule.

Maximum Winter demand reached by price period :

Mid Peak	0 kW
Off peak	0 kW
Super off peak	1 kW 03/09/21 08:30am-08:45am

To view your demand charges, please refer to the **Details of your new charges**.


Your past and current electricity usage

For meter 222010-529356 from 03/08/21 to 04/05/21
Total electricity you used this month in kWh

68

Your next billing cycle will end on or about 05/04/21.

Your daily average electricity usage (kWh)



* Irregular billing period
 ** No data available

Usage comparison

	Apr '19 **	Apr '20 **	May '20 **	Jun '20 **	Jul '20 **	Aug '20 **	Sep '20 **	Oct '20 **	Nov '20 **	Dec '20 **	Jan '21 **	Feb '21 *	Mar '21	Apr '21
Total kWh used												1	3	68
Number of days												13	32	29
Appx. average kWh used/day												0	0	2

Details of your new charges

Your rate: TOU-GS-1-E (SCE)
 Billing period: 03/08/21 to 04/05/21 (29 days)

Delivery charges - Cost to deliver your electricity

Energy-Winter		
Mid peak	14 kWh x \$0.14152	\$1.98
Off peak	31 kWh x \$0.09382	\$2.91
Super off peak	23 kWh x \$0.08667	\$1.99
Customer charge	29 days x \$0.45700	\$13.25
CA Climate Credit	68 kWh x -\$0.00316	-\$0.21

Your Delivery charges include:

- \$1.18 transmission charges
- \$17.05 distribution charges
- -\$0.04 nuclear decommissioning charges
- \$0.93 public purpose programs charge
- \$0.71 new system generation charge

CCA cost responsibility surcharge

PCIA	68 kWh x \$0.02264	\$1.54
DWR bond charge	68 kWh x \$0.00580	\$0.39

Your overall energy charges include:

- \$0.20 franchise fees

Other charges or credits

Generation Municipal Surcharge		\$0.05
--------------------------------	--	--------

Additional information:

- Service voltage: 240 volts
- Generation Municipal Surcharge (GMS) factor: 0.009144
- 2017 Vintage CRS

Subtotal of your new charges		\$21.90
------------------------------	--	---------

Los Angeles Co UUT	\$21.90 x 4.50000%	\$0.99
--------------------	--------------------	--------

Your new charges		\$22.89
-------------------------	--	----------------

Things you should know

You Received a California Climate Credit

California is fighting climate change and so can you! Your bill includes a Climate Credit from a state program to cut carbon pollution while also reducing your energy costs. Find out how at EnergyUpgradeCA.org/credit.

Service account 8001793403
Service address 408 S ROSEMEAD BLVD
 PASADENA, CA 91107
Rotating outage Group A047

DELIVERY
 SOUTHERN CALIFORNIA EDISON
 delivers your electricity

Your cost varies by time of day



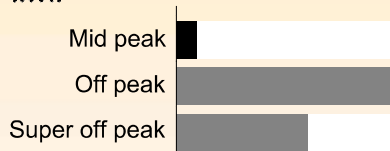
Winter cost periods (Oct 01-May 31)

	Weekdays	Weekends & Holidays
Mid peak	4pm - 9pm	4pm - 9pm
Off peak	12am - 8am 9pm - 12am	12am - 8am
Super off peak	8am - 4pm	8am - 4pm



Usage

kWh



Avg. cost

Mid peak	41 kWh	x	\$0.14146	=
Off peak	425 kWh	x	\$0.09381	=
Super off peak	258 kWh	x	\$0.08667	=
724 kWh				



Total cost

Mid peak	\$5.80
Off peak	\$39.87
Super off peak	\$22.36
Energy Charges	\$68.03
Other credits/charges	\$36.48
Total	\$104.51

Costs are rounded and include delivery and generation charges only. During season or price changes, averages are used. To view all charges and credits and to calculate your bill, refer to **Details of your new charges**.

Winter season demand (kW)

Your maximum demand reached this billing period is 4 kW
 Your maximum threshold demand is 20 kW

If you exceed 20 kW three months within a 12-month period, you will be transferred to the TOU-GS-2 rate schedule.

Maximum Winter demand reached by price period :

Mid Peak	1 kW 03/21/21 07:45pm-08:00pm
Off peak	3 kW 03/24/21 01:45am-02:00am
Super off peak	4 kW 04/01/21 11:45am-12:00pm

To view your demand charges, please refer to the **Details of your new charges**.

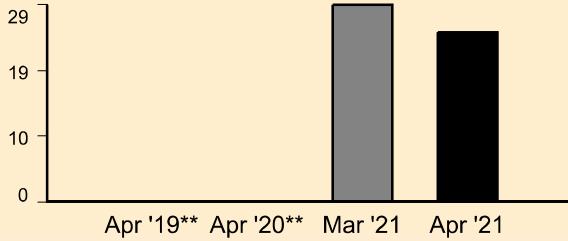
Your past and current electricity usage

For meter 222013-281711 from 03/08/21 to 04/05/21
Total electricity you used this month in kWh

724

Your next billing cycle will end on or about 05/04/21.

Your daily average electricity usage (kWh)



* Irregular billing period
 ** No data available

Usage comparison

	Apr '19	Apr '20	May '20	Jun '20	Jul '20	Aug '20	Sep '20	Oct '20	Nov '20	Dec '20	Jan '21	Feb '21	Mar '21	Apr '21
	**	**	**	**	**	**	**	**	**	**	**	*		
Total kWh used												450	926	724
Number of days												13	32	29
Appx. average kWh used/day												34	28	24

Details of your new charges

Your rate: TOU-GS-1-E (SCE)
 Billing period: 03/08/21 to 04/05/21 (29 days)

Delivery charges - Cost to deliver your electricity

Energy-Winter

Mid peak	41 kWh x \$0.14152	\$5.80
Off peak	425 kWh x \$0.09382	\$39.87
Super off peak	258 kWh x \$0.08667	\$22.36
Customer charge	29 days x \$0.45700	\$13.25
CA Climate Credit	724 kWh x -\$0.00316	-\$2.29

Your Delivery charges include:

- \$12.54 transmission charges
- \$48.40 distribution charges
- -\$0.41 nuclear decommissioning charges
- \$9.93 public purpose programs charge
- \$7.59 new system generation charge

CCA cost responsibility surcharge

PCIA	724 kWh x \$0.02264	\$16.39
DWR bond charge	724 kWh x \$0.00580	\$4.20
CTC	724 kWh x -\$0.00001	-\$0.01

Your overall energy charges include:

- \$0.91 franchise fees

Other charges or credits

Generation Municipal Surcharge		\$0.44
--------------------------------	--	--------

Additional information:

- Service voltage: 240 volts
- Generation Municipal Surcharge (GMS) factor: 0.009144
- 2017 Vintage CRS

Subtotal of your new charges \$100.01

Los Angeles Co UUT \$100.01 x 4.50000% \$4.50

Your new charges \$104.51

Things you should know

You Received a California Climate Credit

California is fighting climate change and so can you! Your bill includes a Climate Credit from a state program to cut carbon pollution while also reducing your energy costs. Find out how at EnergyUpgradeCA.org/credit.

Service account 8002235927
Service address 380 S ROSEMEAD BLVD
 PASADENA, CA 91107
Rotating outage Group A047

DELIVERY
 SOUTHERN CALIFORNIA EDISON
 delivers your electricity

Your cost varies by time of day



Winter cost periods (Oct 01-May 31)

	Weekdays	Weekends & Holidays
Mid peak	4pm - 9pm	4pm - 9pm
Off peak	12am - 8am 9pm - 12am	12am - 8am
Super off peak	8am - 4pm	8am - 4pm



Usage

kWh







Mid peak		151 kWh
Off peak		105 kWh
Super off peak		184 kWh
		440 kWh



Avg. cost



Total cost

Mid peak		151 kWh x \$0.14152 =	\$21.37	
Off peak		105 kWh x \$0.09381 =	\$9.85	
Super off peak		184 kWh x \$0.08668 =	\$15.95	
			\$47.17	Energy Charges
			\$28.92	Other credits/charges
			\$76.09	Total

Costs are rounded and include delivery and generation charges only. During season or price changes, averages are used. To view all charges and credits and to calculate your bill, refer to **Details of your new charges**.

Winter season demand (kW)

Your maximum demand reached this billing period is 8 kW
 Your maximum threshold demand is 20 kW

Maximum Winter demand reached by price period :

Mid Peak	8 kW 04/19/21 06:00pm-06:15pm
Off peak	3 kW 03/31/21 10:15pm-10:30pm
Super off peak	6 kW 04/10/21 01:30pm-01:45pm

If you exceed 20 kW three months within a 12-month period, you will be transferred to the TOU-GS-2 rate schedule.

To view your demand charges, please refer to the **Details of your new charges**.

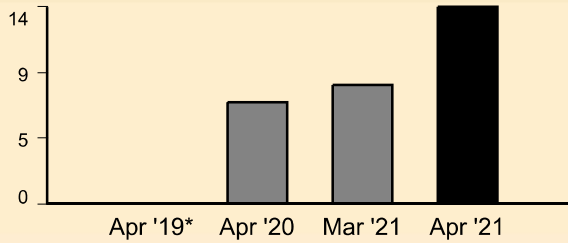
Your past and current electricity usage

For meter 222010-343036 from 03/23/21 to 04/22/21
Total electricity you used this month in kWh

440

Your next billing cycle will end on or about 05/23/21.

Your daily average electricity usage (kWh)



* No data available

Your monthly usage may be higher than usual...
 Based on your historical usage pattern, your monthly usage is trending higher than normal. As a result, you may notice an increase in your bill. If you would like information on tips and programs that can help you lower your energy usage and your bill, please visit www.sce.com/billhelper.

Usage comparison

	Apr '19*	Apr '20	May '20	Jun '20	Jul '20	Aug '20	Sep '20	Oct '20	Nov '20	Dec '20	Jan '21	Feb '21	Mar '21	Apr '21
Total kWh used		212	234	401	251	118	91	80	63	60	66	87	231	440
Number of days		29	30	32	31	31	30	30	31	30	33	30	27	31
Appx. average kWh used/day		7	7	12	8	3	3	2	2	2	2	2	8	14

Details of your new charges

Your rate: TOU-GS-1-E (SCE)

Billing period: 03/23/21 to 04/22/21 (31 days)

Delivery charges - Cost to deliver your electricity

Energy-Winter

Mid peak	151 kWh x \$0.14152	\$21.37
Off peak	105 kWh x \$0.09382	\$9.85
Super off peak	184 kWh x \$0.08667	\$15.95
Customer charge	31 days x \$0.45700	\$14.17
CA Climate Credit	440 kWh x -\$0.00316	-\$1.39

Your Delivery charges include:

- \$7.62 transmission charges
- \$41.35 distribution charges
- -\$0.25 nuclear decommissioning charges
- \$6.04 public purpose programs charge
- \$4.61 new system generation charge

CCA cost responsibility surcharge

PCIA	440 kWh x \$0.02264	\$9.96
DWR bond charge	440 kWh x \$0.00580	\$2.55

Your overall energy charges include:

- \$0.66 franchise fees

Other charges or credits

Generation Municipal Surcharge		\$0.35
--------------------------------	--	--------

Additional information:

- Service voltage: 240 volts
- Generation Municipal Surcharge (GMS) factor: 0.009144
- 2017 Vintage CRS

Subtotal of your new charges		\$72.81
------------------------------	--	---------

Los Angeles Co UUT	\$72.81 x 4.50000%	\$3.28
--------------------	--------------------	--------

Your new charges		\$76.09
-------------------------	--	----------------

Things you should know

You Received a California Climate Credit

California is fighting climate change and so can you! Your bill includes a Climate Credit from a state program to cut carbon pollution while also reducing your energy costs. Find out how at EnergyUpgradeCA.org/credit.

Service account 8001815190
Service address 408 S ROSEMEAD BLVD STE 201
 PASADENA, CA 91107

Rotating outage Group A047

SUPPLY/GENERATION
CLEAN POWER ALLIANCE
 supplies your electricity

Details of your new charges

CLEAN POWER ALLIANCE

Your rate: TOU-GS-1-E
 Service Account: 8001815190
 Billing period: 03/04/21 to 04/01/21 (29 days)

Generation Charges

Clean Power - Super OfPk - Winter	2.17 kWh @ 0.02712	\$0.06
Clean Power - Off-Peak - Winter	2.95 kWh @ 0.05245	\$0.15
Clean Power - Mid-Peak - Winter	1.61 kWh @ 0.12874	\$0.21
Utility Users Tax		\$0.02
Energy Surcharge		\$0.00
Sub-Total of CPA Generation Charges		\$0.44
Your New Charges		\$0.44

Things you should know

Clean Power Alliance Information

Clean Power Alliance customers impacted by COVID-19 can call SCE at

800-655-4555 to access bill payment assistance, payment plans, and recently

unemployed can sign up for reduced rates through CARE/FERA. For questions

about Clean Power Alliance service, please call 888-585-3788.

Service account 8001817299
Service address 408 S ROSEMEAD BLVD STE 202
 PASADENA, CA 91107

Rotating outage Group A047

SUPPLY/GENERATION
CLEAN POWER ALLIANCE
 supplies your electricity

Details of your new charges

CLEAN POWER ALLIANCE

Your rate: TOU-GS-1-E
 Service Account: 8001817299
 Billing period: 03/04/21 to 04/01/21 (29 days)

Generation Charges

Energy Surcharge		\$0.01
Utility Users Tax		\$0.06
Clean Power - Super OfPk -	4.16 kWh @ 0.02712	\$0.11
Winter		
Clean Power - Mid-Peak - Winter	2.75 kWh @ 0.12874	\$0.35
Clean Power - Off-Peak - Winter	16.47 kWh @ 0.05245	\$0.86
<hr/>		
Sub-Total of CPA Generation Charges		\$1.39
<hr/>		
Your New Charges		\$1.39

Things you should know

800-655-4555 to access bill payment assistance, payment plans, and recently
Clean Power Alliance customers impacted by COVID-19 can call SCE at

Clean Power Alliance Information

unemployed can sign up for reduced rates through CARE/FERA. For questions
about Clean Power Alliance service, please call 888-585-3788.

Service account 8001773753
Service address 408 S ROSEMEAD BLVD
 PASADENA, CA 91107

Rotating outage Group A047

SUPPLY/GENERATION
CLEAN POWER ALLIANCE
 supplies your electricity

Details of your new charges

CLEAN POWER ALLIANCE

Your rate: TOU-GS-1-E
 Service Account: 8001773753
 Billing period: 03/08/21 to 04/05/21 (29 days)

Generation Charges

Clean Power - Super OfPk - Winter	23.19 kWh @ 0.02712	\$0.63
Clean Power - Off-Peak - Winter	31.36 kWh @ 0.05245	\$1.64
Clean Power - Mid-Peak - Winter	14.38 kWh @ 0.12874	\$1.85
Utility Users Tax		\$0.19
Energy Surcharge		\$0.02
Sub-Total of CPA Generation Charges		\$4.33
Your New Charges		\$4.33

Things you should know

CPA Wants to Hear from You

CPA was formed when communities coordinated their electricity buying power to provide more clean power options, including 100% Green Power.

Your voice and your ideas are important to us, especially as we prepare to set rates and determine our budget priorities for the next fiscal year.

Please visit cleanpoweralliance.org/budgetfeedback2021 to learn more and to tell us what's important to you. We'll share your feedback with our board in advance of their adoption of next year's budget in June.

If You Need Assistance with Your Bill

CPA can help. Please visit cleanpoweralliance.org/CPAbillhelp or call us at 888-655-4555 to find out about programs such as CARE/FERA and CPA's Power Share program that provides a 20% discount to eligible customers.

Green-e Program Update

You are receiving 100% Green Power from Clean Power Alliance, which is 100% renewable energy with zero greenhouse gas emissions.

Effective January 1, 2021, commercial and industrial customers can request that their power be Green-e certified by contacting CPA at

888-585-3788 or accountservices@cleanpoweralliance.org.

Residential customers no longer have the option to have their energy

Green-e certified. Learn more at cleanpoweralliance.org/powersources.

Service account 8001793403
Service address 408 S ROSEMEAD BLVD
 PASADENA, CA 91107

Rotating outage Group A047

SUPPLY/GENERATION
CLEAN POWER ALLIANCE
 supplies your electricity

Details of your new charges

CLEAN POWER ALLIANCE

Your rate: TOU-GS-1-E
 Service Account: 8001793403
 Billing period: 03/08/21 to 04/05/21 (29 days)

Generation Charges

Clean Power - Super OfPk - Winter	258.3683 kWh @ 0.02712	\$7.01
Clean Power - Off-Peak - Winter	424.9346 kWh @ 0.05245	\$22.29
Clean Power - Mid-Peak - Winter	41.49 kWh @ 0.12874	\$5.34
Utility Users Tax		\$1.56
Energy Surcharge		\$0.22
Sub-Total of CPA Generation Charges		\$36.42
Your New Charges		\$36.42

Things you should know

CPA Wants to Hear from You

CPA was formed when communities coordinated their electricity buying power to provide more clean power options, including 100% Green Power.

Your voice and your ideas are important to us, especially as we prepare to set rates and determine our budget priorities for the next fiscal year.

Please visit cleanpoweralliance.org/budgetfeedback2021 to learn more and to tell us what's important to you. We'll share your feedback with our board in advance of their adoption of next year's budget in June.

If You Need Assistance with Your Bill

CPA can help. Please visit cleanpoweralliance.org/CPAbillhelp or call us at 888-655-4555 to find out about programs such as CARE/FERA and CPA's Power Share program that provides a 20% discount to eligible customers.

Green-e Program Update

You are receiving 100% Green Power from Clean Power Alliance, which is 100% renewable energy with zero greenhouse gas emissions.

Effective January 1, 2021, commercial and industrial customers can request that their power be Green-e certified by contacting CPA at

888-585-3788 or accountservices@cleanpoweralliance.org.

Residential customers no longer have the option to have their energy

Green-e certified. Learn more at cleanpoweralliance.org/powersources.

Service account 8002235927
Service address 380 S ROSEMEAD BLVD
 PASADENA, CA 91107

Rotating outage Group A047

SUPPLY/GENERATION
CLEAN POWER ALLIANCE
 supplies your electricity

Details of your new charges

CLEAN POWER ALLIANCE

Your rate: TOU-GS-1-E
 Service Account: 8002235927
 Billing period: 03/23/21 to 04/22/21 (31 days)

Generation Charges

Clean Power - Super OfPk - Winter	184.4494 kWh @ 0.02712	\$5.00
Clean Power - Off-Peak - Winter	104.8 kWh @ 0.05245	\$5.50
Clean Power - Mid-Peak - Winter	150.7092 kWh @ 0.12874	\$19.40
Utility Users Tax		\$1.35
Energy Surcharge		\$0.13
Sub-Total of CPA Generation Charges		\$31.38
Your New Charges		\$31.38

Things you should know

CPA Wants to Hear from You

CPA was formed when communities coordinated their electricity buying power to provide more clean power options, including 100% Green Power.

Your voice and your ideas are important to us, especially as we prepare to set rates and determine our budget priorities for the next fiscal year.

Please visit cleanpoweralliance.org/budgetfeedback2021 to learn more and to tell us what's important to you. We'll share your feedback with our board in advance of their adoption of next year's budget in June.

If You Need Assistance with Your Bill

CPA can help. Please visit cleanpoweralliance.org/CPAbillhelp or call us at 888-655-4555 to find out about programs such as CARE/FERA and CPA's Power Share program that provides a 20% discount to eligible customers.

Green-e Program Update

You are receiving 100% Green Power from Clean Power Alliance, which is 100% renewable energy with zero greenhouse gas emissions.

Effective January 1, 2021, commercial and industrial customers can request that their power be Green-e certified by contacting CPA at

888-585-3788 or accountservices@cleanpoweralliance.org.

Residential customers no longer have the option to have their energy

Green-e certified. Learn more at cleanpoweralliance.org/powersources.